



Key features

- 99.5 dB SPL 1W / 1m average sensitivity
- 100 mm (4") interleaved sandwich voicecoil (ISV)
- 1000 W continuous pink noise
- Weather protected cone and plates for outdoor use
- Double Silicon Spider (DSS) for improved excursion control and linearity
- Improved heat dissipation via unique basket design

GENERAL SPECIFICATIONS

NOMINAL DIAMETER	460 mm	(18 in)
RATED IMPEDANCE	8 ohms	
CONTINUOUS PINK NOISE	1000W	(1)
CONT. POWER	700 W	(2)
PROGRAM POWER	1400 W	(3)
PEAK POWER	7000 W	(4)
SENSITIVITY	98,0 dB	(5)
FREQUENCY RANGE	37 - 4700 Hz	(6)
POWER COMPRESSION		(7)
@-10 dB (70 W)	0,6 dB	
@-3 dB (350W)	2,1 dB	
@FULL POWER (700 W)	3,1dB	
MAXIMUM RECOMM. FREQUENCY	500 Hz	
RECOMM.ENCLOSURE VOLUME	120 - 250 lt.	(4,24 - 8,83 cuft)
MINIMUM IMPEDANCE	7,4 Ohms at 25 deg	
MAX. EXCURSION PEAK TO PEAK	36 mm	(1,42 in)
VOICE COIL DIAMETER	100 mm	(4,0 in)
VOICE COIL WINDING MATERIAL	copper	

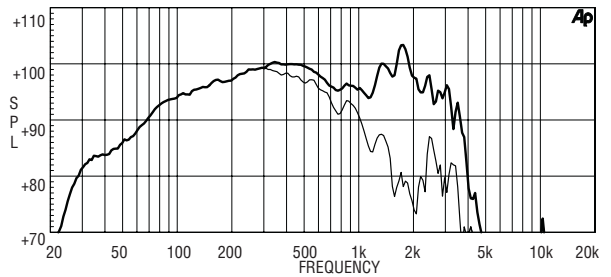
THIELE-SMALL PARAMETERS (8)

Fs	35 Hz	
Re	5,8 ohms	
Sd	0,1134 sq.mt.	(175,7 sq.in.)
Qms	7,1	
Qes	0,24	
Qts	0,23	
Vas	268 lt.	(10,55 cuft)
Mms	139 gr.	(0,31 lb)
BL	27,6 Tm	
Linear Mathematical Xmax	± 7 mm	(± 0,28 in)(9)
Le (1kHz)	2,45 mH	
Ref. Efficiency		
dB / 1W / 1m (half space)	98,9 dB	

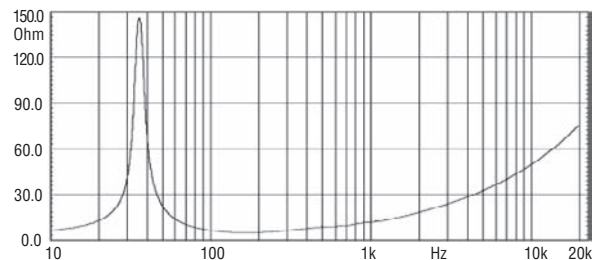
MOUNTING INFORMATIONS

Overall diameter	462 mm	(18,19 in)
N. of mounting holes	8	
Mounting holes diameter	8,5 mm	(0,33 in)
Bolt circle diameter	438-440 mm	(17,24-17,32 in)
Front mount baffle cutout diameter	416 mm	(16,38 in)
Rear mount baffle cutout diameter	412 mm	(16,22 in)
Total depth	209 mm	(8,23 in)
Flange and gasket thickness	21 mm	(0,83 in)
Net weight	12,9 kg	(28,48 lb)
Shipping weight	14,6 kg	(32,23 lb)
CardBoard packing dimensions	482 x 482 x 257 mm	(18,98 x 18,98 x 10,12 in)

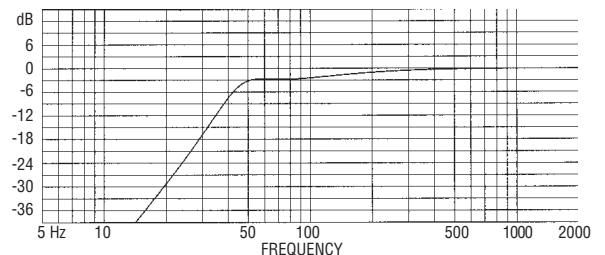
FREQUENCY RESPONSE CURVE OF 18W1000 MADE ON 180 Lt. ENCLOSURE TUNED 35Hz IN FREE FIELD (4pi) ENVIROMENT. ENCLOSURE CLOSE THE REAR OF THE DRIVER . THE THIN LINE REPRESENTS 45 DEG. OFF AXIS FREQUENCY RESPONSE



FREE AIR IMPEDANCE MAGNITUDE CURVE



NORMALIZED AMPLITUDE RESPONSE (dB/Hz)



Box Parameters

Custom Vented Box

Vb	= 140.0 Lt.	Fill	= normal
Fb	= 45.0 Hz	Dv	= 18,00 cm
QL	= 7.0	Lv	= 9,01 cm

1) AES standard

2) Continuous power rating is measured in 180 lit enclosure tuned 35Hz using a 40-400Hz band limited pink noise test signal applied continuously for 2 hours.

3) "Program power rating is measured as for "2" above but 50% duty cycle."

4) The peak power rating is based on a 10dB crest factor above the continuous power rating and represents the maximum permitted instantaneous peak power level over a maximum period of 10ms which will be withstood by the loudspeaker without damage.

5) Sensitivity represents the averaged value of acoustic output as measured on the forward central axis of cone , at distance 1m from the baffle panel, when connected to 2,83 V sine wave test signal swept

between 100Hz and 500Hz with the test specimen mounted in the same enclosure as given for 2 above.

(6) Frequency range is given as the band of frequencies delineated by the lower and upper limits where the output level drops by 10 dB below the rated sensitivity in half space environment.

(7) Power compression represents the loss of sensitivity for the specified power, measured from 50-500 Hz, after 5 min pink noise preconditioning test at the specified power.

(8) Thiele - small parameters are measured after the test specimen has been conditioned by 1000 W AES power and represent the expected long term parameters after ashort period of use .

(9) Linear Mat. Xmax is calculated as; (Hvc-Hg)/2 + Hg/4 where Hvc is the coil depth and Hg is gap depth.