

Dt500 Subwoofer Module

Features:

The DT500 Active-Subwoofer module uses a voltage tracing power supply technology. By this the amplifier is extremely efficient resulting in a smaller heatsink than would normally be expected. This enables a compact design with a high output. The unit can be driven through either a High Level, Low Level or XLR input. The module has a variable 3rd order Linkwitz-Riley bass filter and a variable phase control. The Low Level output has an active 2nd order high pass filter. Bass compensation is handled by a combined frequency and amplitude adjustable high pass bass eq. In order to eliminate air leakage around the front panel the Dt500 is sealed to the rear with a robust plastic housing. Protection circuitry protects from both thermal and electrical overloading. The module uses high performance gold plated terminals, robust control elements and a solid aluminium front panel.



Technical details:

- Output RMS: 500W/4Ohm
- Output Peak: 1000W/4Ohm
- Min. output impedance : 4Ohm
- Frequency range: 20Hz -150Hz
- Variable bass filter: 50Hz - 150Hz
- Variable phase control: 0° - 180°
- Switchable bass compensation: +3dB or +6dB at 20, 25, 30, 35, 40, 45Hz
- High-Level and Low-Level inputs and outputs via high quality gold plated connectors
- Low- and High-Level outputs with treble filters
- Automatic switch on
- Integrated over voltage and DC protection to loudspeaker output
- Thermal protection to power amp.
- Sealed plastic casing to rear of module.
- Dimensions of rear casing (H x W x D): 253mm x 253 mm x 128 mm
- Overall dimensions (H x W x D): 304mm x 304mm x 136mm

Connections and controls:

1. Euro power socket
2. Supply voltage switch 115VAC/230VAC
3. On/off switch
4. LOW LEVEL INPUT: Input from pre-amp
5. LOW LEVEL OUTPUT: Filtered output to power amp driving satellite speakers
6. HIGH LEVEL INPUT: High level input for direct connection from power amp. (Speaker sockets)
7. HIGH LEVEL OUTPUT: „HIGH LEVEL INPUT“ for direct connection to satellite loudspeakers
8. XLR Input for professional Studio use
9. VOLUME: controls the Subwoofer volume
10. FREQUENCY: Controls the frequency of the subwoofers bass filter
11. PHASE: Controls the subwoofer signals phase between 0° and 180°
12. Fuse holder with 8A /115 VAC fuse

DETONATION[®]

A M P L I F I E R S

by **RCMakustik**[®]
AUDIO TECHNOLOGY

Bass correction:

The bass correction feature enables fine tuning of the loudspeaker unit. As these settings do not need to be changed during use, the DIP switches are located on a circuit board inside the module. By referring to the following tables, the amplification (+3/+6dB) and the filter frequency (20, 25, 30, 35, 40, 45 Hz) can be set. In the event that bass correction is not required there are three settings available with differing bass cut-off frequencies.

Bass correction (Equalised) +3dB

Switch No. Frequency	1	2	3	4	5	6
20 Hz	0	0	1	1	0	0
25Hz	0	1	0	0	1	0
30Hz	0	1	0	1	1	0
35Hz	0	1	1	0	0	1
40Hz	1	0	0	1	0	1
45Hz	1	0	0	0	1	1

0=OFF 1=ON

Bass correction (Equalised) +6dB

Switch No. Frequency	1	2	3	4	5	6
20 Hz	0	1	0	0	0	0
25Hz	0	1	1	1	0	0
30Hz	1	0	0	0	1	0
35Hz	1	0	1	1	1	0
40Hz	1	1	0	1	1	0
45Hz	1	1	1	0	0	1

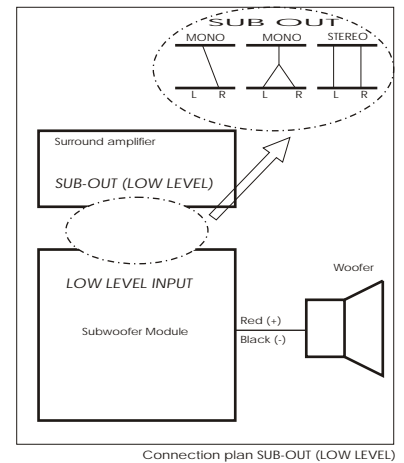
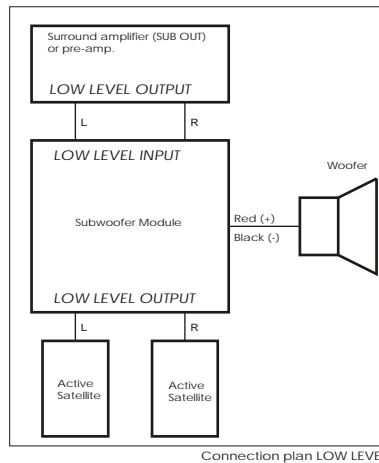
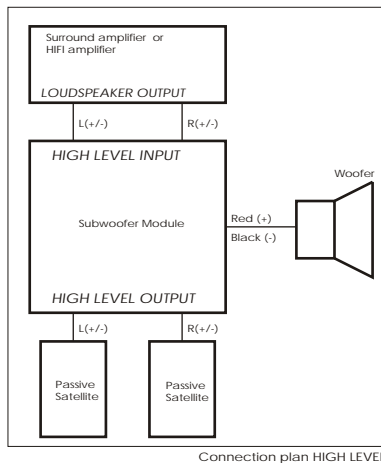
0=OFF 1=ON

No correction (Flat Response)

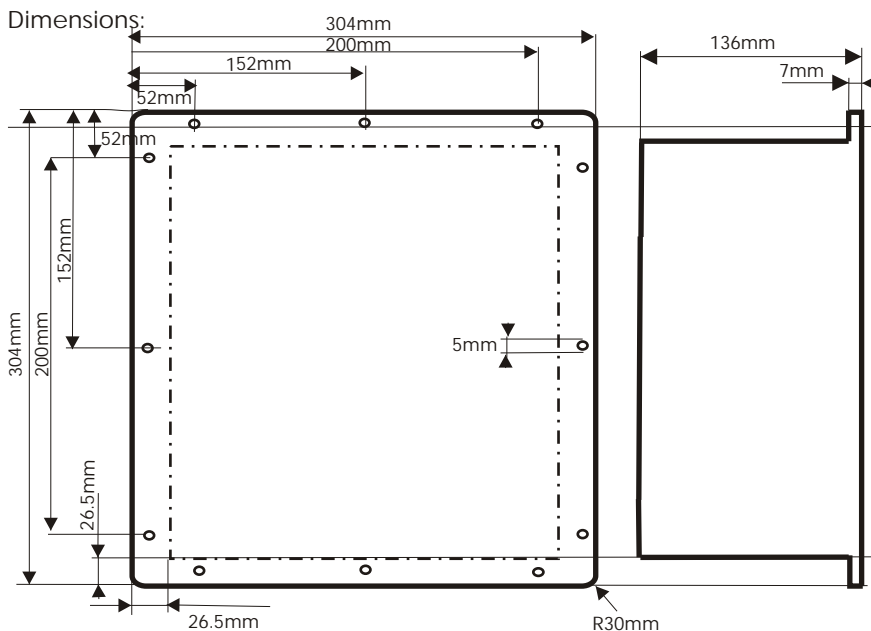
Switch No. Frequency	1	2	3	4	5	6
18Hz	0	0	0	0	0	1
20Hz	0	0	0	0	1	1
23Hz	0	0	0	1	1	1

0=OFF 1=ON

Connection schemes.:



Dimensions:



Note:

Whilst every attempt is made to ensure the accuracy of these technical details, mistakes cannot be completely ruled out. RCMakustik accepts no liability for any loss or claim resulting from the use of this information.