

BD50-6-039

High - midrange driver

DOMEMATERIAL: DIAMOND
APPLICATION: TWEETER
NOMINAL DIAMETER: 50 mm
SENSITIVITY: 93 dB

MAIN FEATURES :

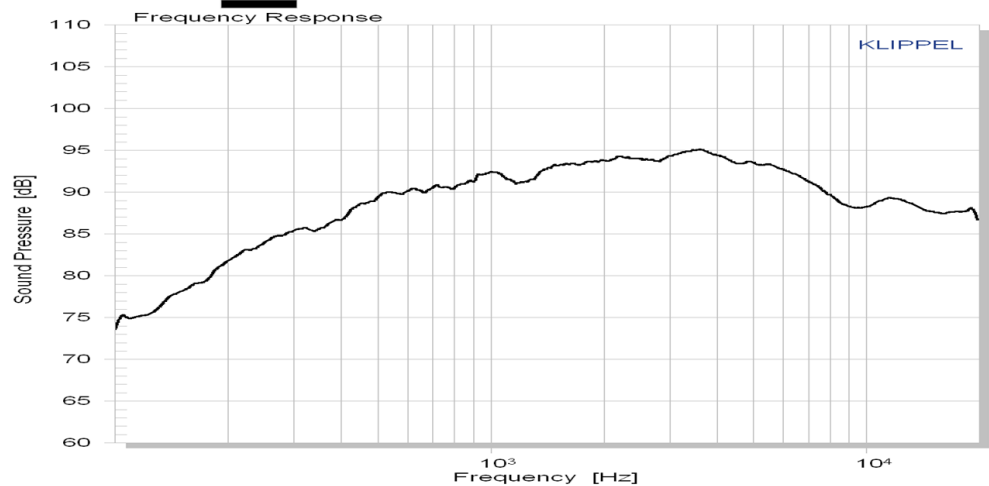
OVERHUNG MOTOR DESIGN

SOFT FABRIC SURROUND

VENTED VC & POLE PIECE

NO FERROFLUID FILLING

800 Hz - 30 KHz



The **BD50 - 6 - 039** is a 2 inch tweeter with ultra hard **diamond dome** in a 106 mm frontplate.

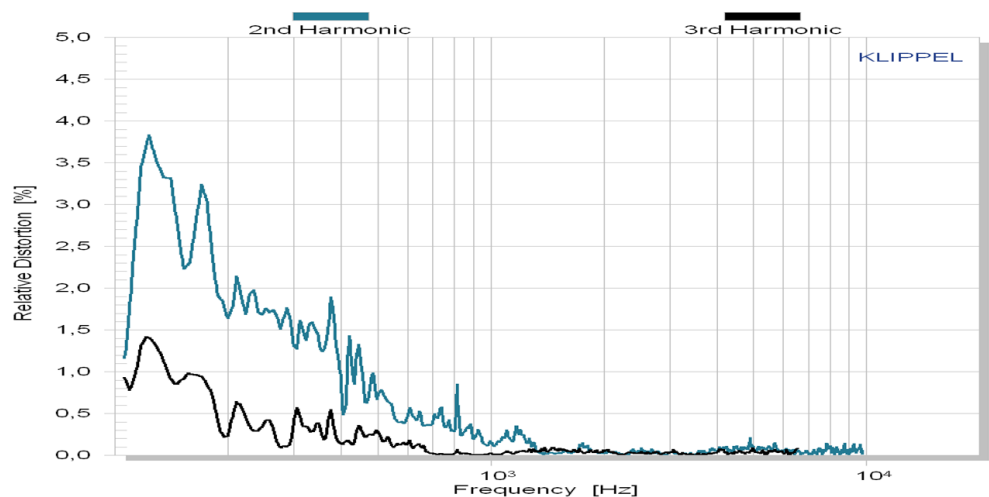
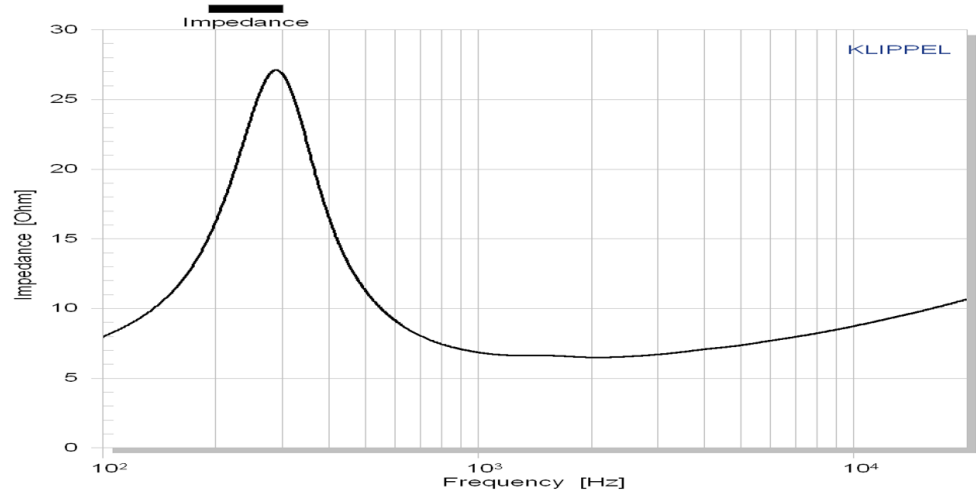
As the dome breakup is around 35 kHz and well damped, no cutouts are required.

The unsurpassed rigidity of the diamond dome leads to most accurate conversion from electrical energy to sound pressure.

An **FEA optimized** overhung motor design with vented aluminium voice coil former and neodymium magnet guarantees low energy storage and excellent heat transfer.

The **soft fabric surround** centers the moving parts with distinctive linearity.

We recommend an application above 800 Hz.



All rights reserved - All data with reservation and subject to change.

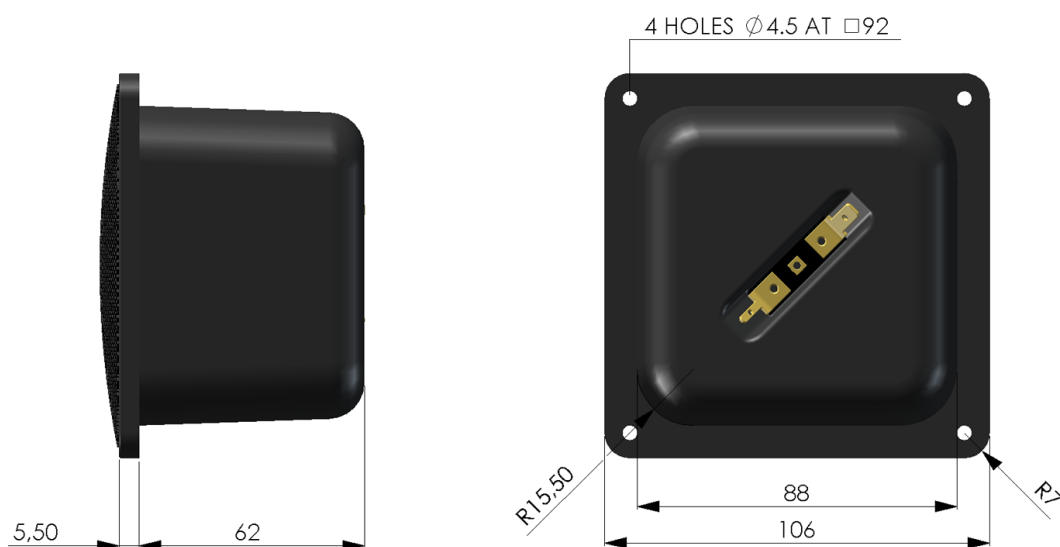
Thiel & Partner GmbH

Kantstrasse 1

50259 Pulheim

T +49 (0) 2238 / 475475

a.bankewitz@accuton.com



Mechanical data			
Overall square	106		mm
Cutout hole square	88		mm
Frontplate depth	5.5		mm
Overall depth	67.5		mm
Motor assembly diameter	-		
Motor assembly depth	-		
Screw fitting	DIN 7984, 4mm		
Terminal	+ : 4.8 x 0.8 / - : 2.8 x 0.8		mm
Shipping weight / net weight (one piece)	0.98 / 0.88		kg
Shipping box size (pair)	130 / 130 / 190		mm

Thiele/Small Parameters			
Sensitivity (2.83V / 1m)	Lp	93*	dB
DC-resistance	Re	5.8	Ohm
resonance frequency	Fs	290	Hz
equivalent volume of air	Vas	-	L
mechanical Q	Qms	2.27	
electrical Q	Qes	0.57	
total Q	Qts	0.45	
effective piston area	Sd	23.8	cm ²
moving mass	Mms	1.71	g
suspension compl.	Cms	0.175	mm/N
mechanical resistance	Rms	1.38	kg x s

Voice Coil data			
Power handling	P	120*	Watt
Linear excursion	Xmax	+/- 0.2	mm
Voice coil diameter		30.5	mm
Voice coil former material		Al	
Voice coil wire material		Cu	
Voice coil inductance	Le	0.04	mH
Force factor	Bl	5.64	N/A
Motor type		Overhung	
Ferrofluid filling		no	

* Please refer to www.accuton.com for exact measurement conditions and further information.